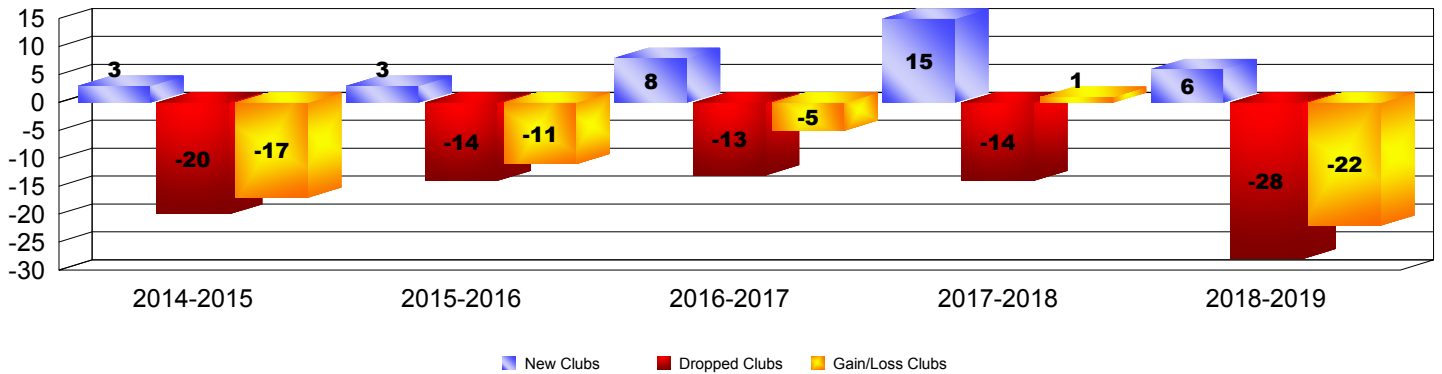
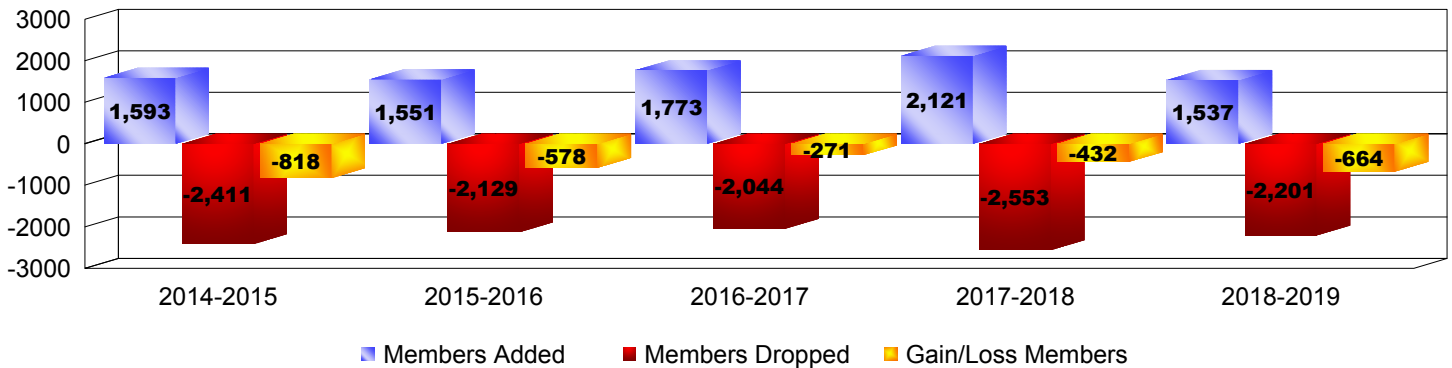


Year	New Clubs	Dropped Clubs	Gain/Loss Clubs	New Members	Charter Members	Reinstate Members	Transfer Members	Total Member Added	Total Members Dropped	Gain/Loss Members
2014-2015	3	-20	-17	1321	91	78	103	1593	-2411	-818
2015-2016	3	-14	-11	1286	122	73	70	1551	-2129	-578
2016-2017	8	-13	-5	1413	234	63	63	1773	-2044	-271
2017-2018	15	-14	1	1536	404	71	110	2121	-2553	-432
2018-2019	6	-28	-22	1220	151	71	95	1537	-2201	-664
Average	7	-18	-11	1355	200	71	88	1715	-2268	-553

Clubs




Members



Membership Composition

June 2019 Cumulative



Gender Comparison

June 2019 Cumulative

